



Buffalo city, New York

Population and Housing Narrative Profile: 2006

Data Set: 2006 American Community Survey

Survey: 2006 American Community Survey

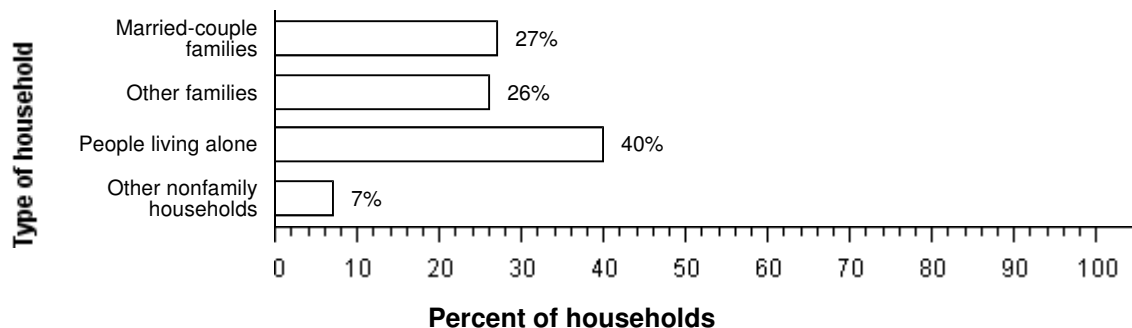
NOTE. Although the American Community Survey (ACS) produces population, demographic and housing unit estimates, it is the Census Bureau's Population Estimates Program that produces and disseminates the official estimates of the population for the nation, states, counties, cities and towns and estimates of housing units for states and counties.

For more information on confidentiality protection, sampling error, nonsampling error, and definitions, see [Survey Methodology](#).

HOUSEHOLDS AND FAMILIES: In 2006 there were 111,000 households in Buffalo city. The average household size was 2.2 people.

Families made up 53 percent of the households in Buffalo city. This figure includes both married-couple families (27 percent) and other families (26 percent). Nonfamily households made up 47 percent of all households in Buffalo city. Most of the nonfamily households were people living alone, but some were composed of people living in households in which no one was related to the householder.

The Types of Households in Buffalo city, New York in 2006



Source: American Community Survey, 2006

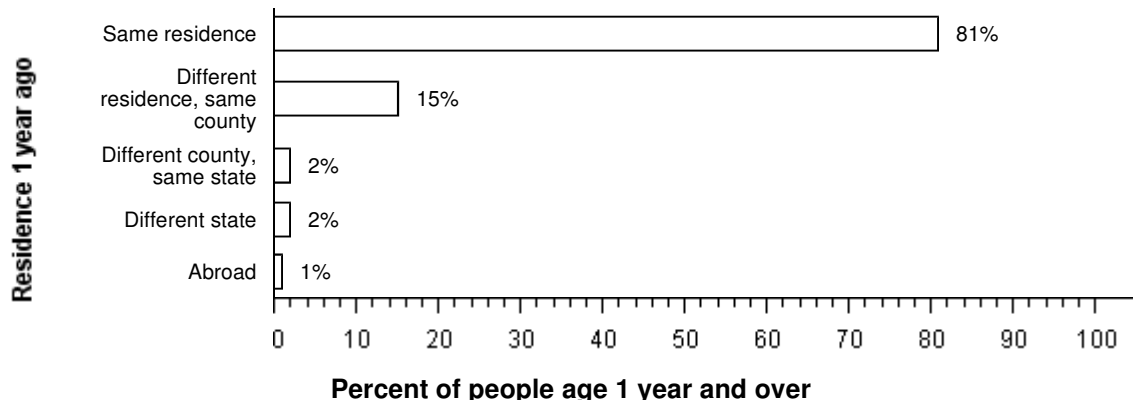
NATIVITY AND LANGUAGE: Five percent of the people living in Buffalo city in 2006 were foreign born. Ninety-five percent was native, including 75 percent who were born in New York.

Among people at least five years old living in Buffalo city in 2006, 13 percent spoke a language other than English at home. Of those speaking a language other than English at home, 59 percent spoke Spanish and 41 percent spoke some other language; 43 percent reported that they did not speak English "very well."

GEOGRAPHIC MOBILITY: In 2006, 81 percent of the people at least one year old living in Buffalo city were living in the same residence one year earlier; 15 percent had moved during the past year from another residence in the same county, 2 percent from another county in the same state, 2

percent from another state, and 1 percent from abroad.

Geographic Mobility of Residents of Buffalo city, New York in 2006

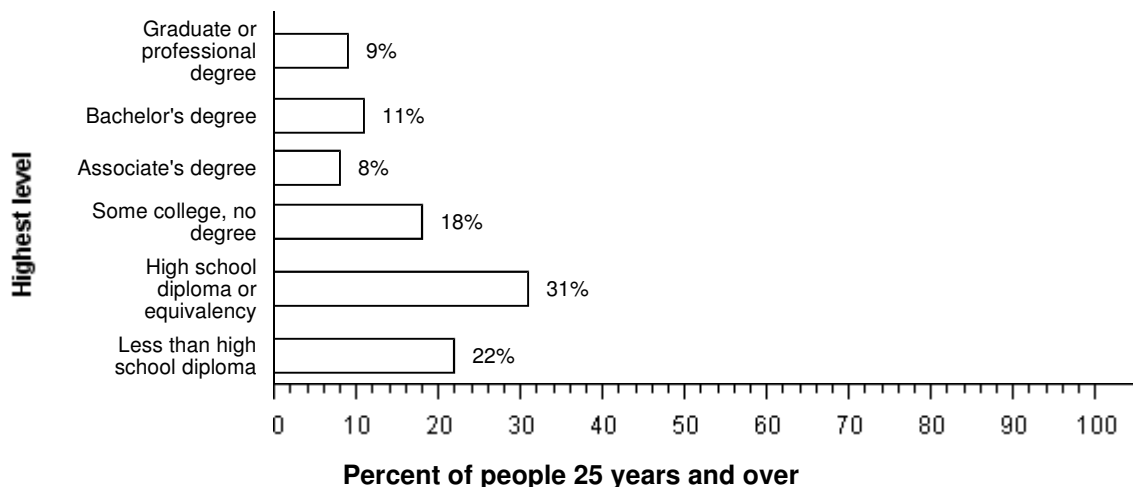


Source: American Community Survey, 2006

EDUCATION: In 2006, 78 percent of people 25 years and over had at least graduated from high school and 20 percent had a bachelor's degree or higher. Twenty-two percent were dropouts; they were not enrolled in school and had not graduated from high school.

The total school enrollment in Buffalo city was 75,000 in 2006. Nursery school and kindergarten enrollment was 7,200 and elementary or high school enrollment was 44,000 children. College or graduate school enrollment was 24,000.

The Educational Attainment of People in Buffalo city, New York in 2006



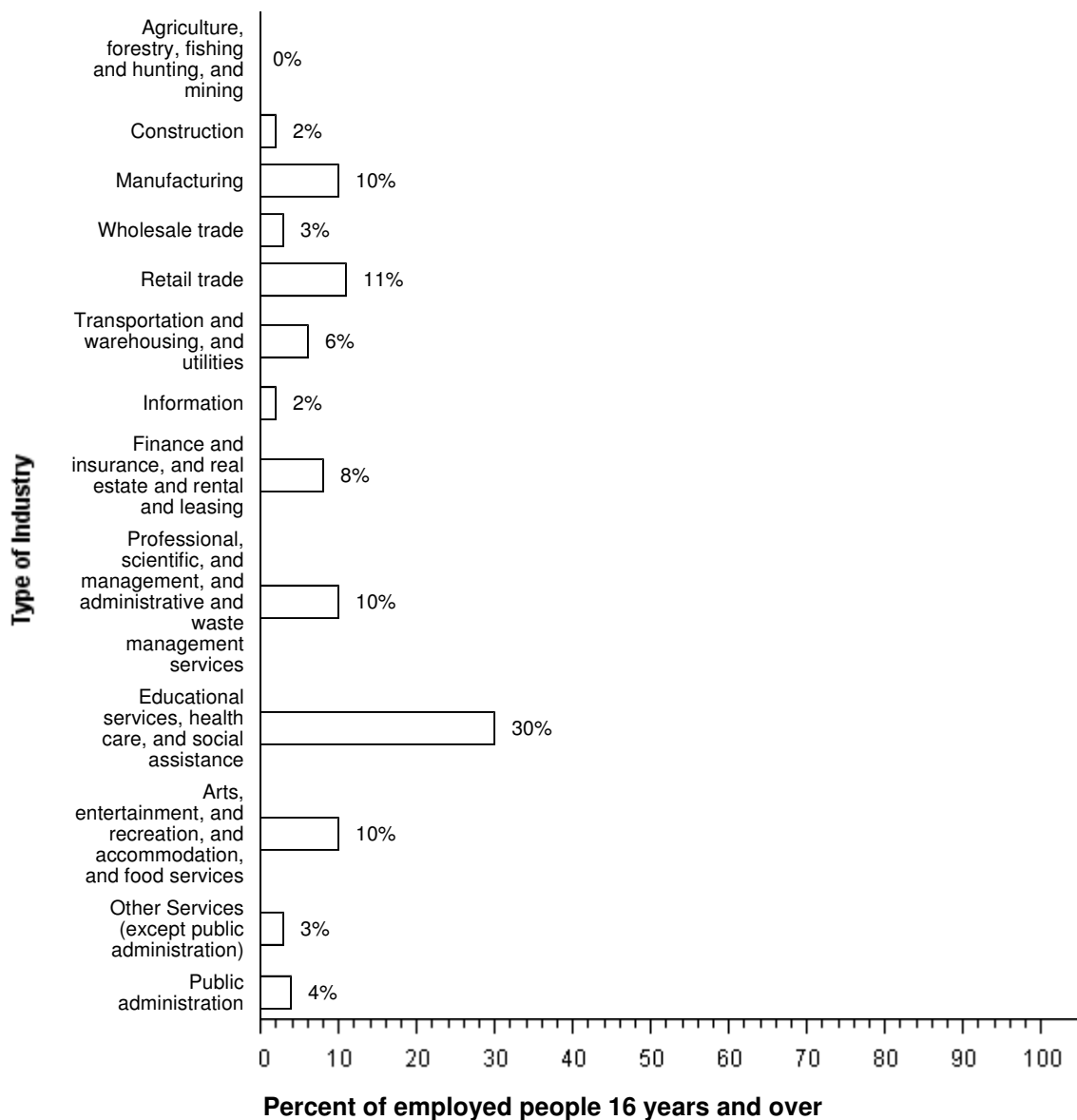
Source: American Community Survey, 2006

DISABILITY: In Buffalo city, among people at least five years old in 2006, 23 percent reported a disability. The likelihood of having a disability varied by age - from 10 percent of people 5 to 15 years old, to 22 percent of people 16 to 64 years old, and to 43 percent of those 65 and older.

INDUSTRIES: In 2006, for the employed population 16 years and older, the leading industries in Buffalo city were Educational services, and health care, and social assistance, 30 percent, and Retail trade, 11 percent.

Employment by Industry in Buffalo city, New York in 2006

|



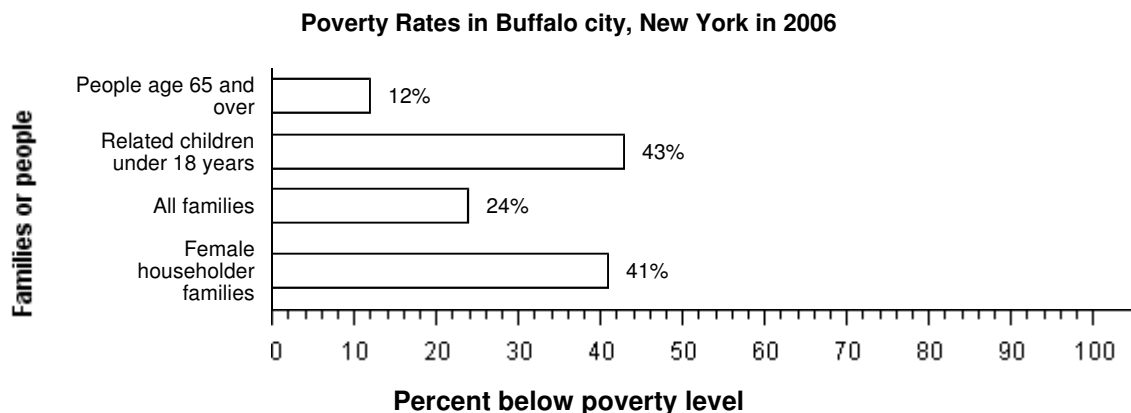
Source: American Community Survey, 2006

OCCUPATIONS AND TYPE OF EMPLOYER: Among the most common occupations were: Management, professional, and related occupations, 30 percent; Sales and office occupations, 28 percent; Service occupations, 22 percent; Production, transportation, and material moving occupations, 16 percent; and Construction, extraction, maintenance and repair occupations, 3 percent. Eighty percent of the people employed were Private wage and salary workers; 17 percent was Federal, state, or local government workers; and 4 percent was Self-employed in own not incorporated business workers.

TRAVEL TO WORK: Sixty-three percent of Buffalo city workers drove to work alone in 2006, 11 percent carpooled, 16 percent took public transportation, and 8 percent used other means. The remaining 3 percent worked at home. Among those who commuted to work, it took them on average 21.1 minutes to get to work.

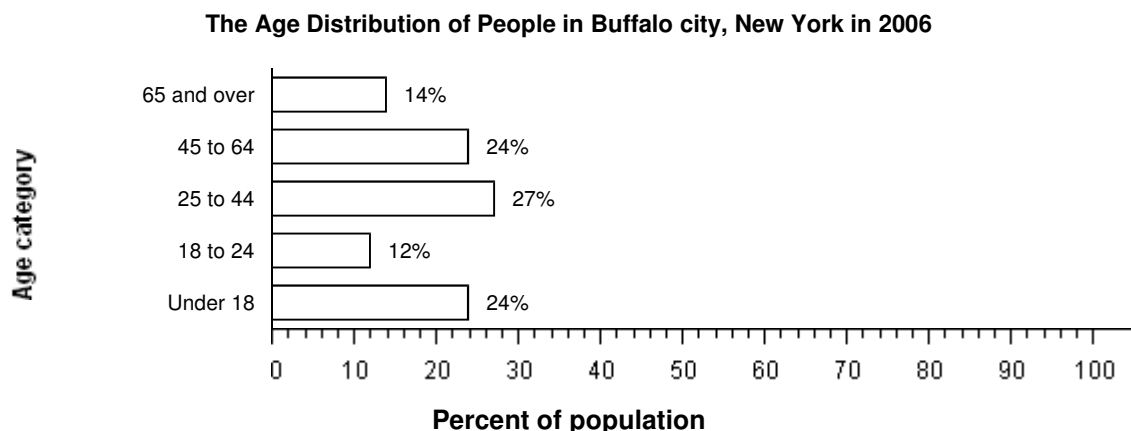
INCOME: The median income of households in Buffalo city was \$27,850. Seventy percent of the households received earnings and 18 percent received retirement income other than Social Security. Twenty-nine percent of the households received Social Security. The average income from Social Security was \$12,962. These income sources are not mutually exclusive; that is, some households received income from more than one source.

POVERTY AND PARTICIPATION IN GOVERNMENT PROGRAMS: In 2006, 30 percent of people were in poverty. Forty-three percent of related children under 18 were below the poverty level, compared with 12 percent of people 65 years old and over. Twenty-four percent of all families and 41 percent of families with a female householder and no husband present had incomes below the poverty level.



Source: American Community Survey, 2006


POPULATION OF Buffalo city: In 2006, Buffalo city had a total population of 258,000 - 134,000 (52 percent) females and 124,000 (48 percent) males. The median age was 35.7 years. Twenty-four percent of the population was under 18 years and 14 percent was 65 years and older.

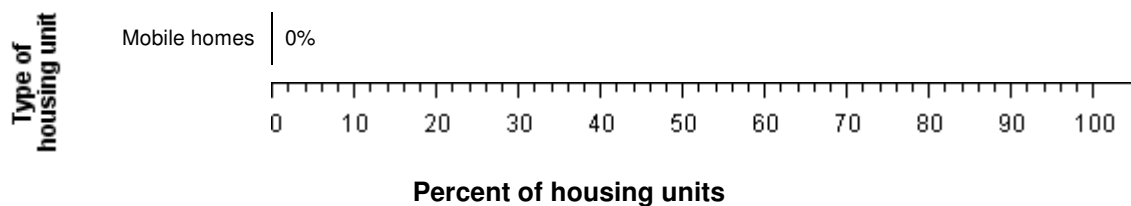


Source: American Community Survey, 2006

For people reporting one race alone, 53 percent was White; 41 percent was Black or African American; 1 percent was American Indian and Alaska Native; 2 percent was Asian; less than 0.5 percent was Native Hawaiian and Other Pacific Islander, and 4 percent was Some other race. Three percent reported Two or more races. Nine percent of the people in Buffalo city was Hispanic. Forty-eight percent of the people in Buffalo city was White non-Hispanic. People of Hispanic origin may be of any race.

HOUSING CHARACTERISTICS: In 2006, Buffalo city had a total of 143,000 housing units, 23 percent of which were vacant. Of the total housing units, 35 percent was in single-unit structures, 65 percent was in multi-unit structures, and less than 0.5 percent was mobile homes. Three percent of the housing units were built since 1990.



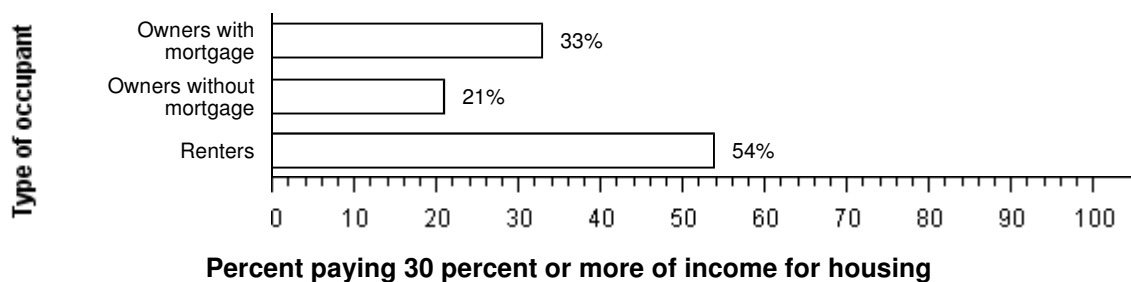


Source: American Community Survey, 2006

OCCUPIED HOUSING UNIT CHARACTERISTICS: In 2006, Buffalo city had 111,000 occupied housing units - 49,000 (44 percent) owner occupied and 62,000 (56 percent) renter occupied. Fourteen percent of the households did not have telephone service and 31 percent of the households did not have access to a car, truck, or van for private use. Twenty-two percent had two vehicles and another 6 percent had three or more.

HOUSING COSTS: The median monthly housing costs for mortgaged owners was \$989, nonmortgaged owners \$430, and renters \$579. Thirty-three percent of owners with mortgages, 21 percent of owners without mortgages, and 54 percent of renters in Buffalo city spent 30 percent or more of household income on housing.

Occupants with a Housing Cost Burden in Buffalo city, New York in 2006



Source: American Community Survey, 2006

Source: U.S. Census Bureau, 2006 American Community Survey

The U.S. Census Bureau's Population Estimates Program produces the [official population estimates for the nation, states, counties and places](#), and the [official estimates of housing units for states and counties](#). The population and housing characteristics included above are derived from the American Community Survey.

Notes:

- Detail may not add to totals due to rounding.
- Percentages are based on unrounded numbers.